

Please check the examination details below before entering your candidate information

Candidate surname

Other names

**Pearson Edexcel  
International GCSE**

Centre Number

--	--	--	--	--

Candidate Number

--	--	--	--

**Time** 1 hour 30 minutes

**Paper  
reference**

**4PA1/02**

**Pakistan Studies**

**PAPER 2: The landscape, people and economy  
of Pakistan**

**You do not need any other materials.**

Total Marks

### Instructions

- Use **black** ink or ball-point pen.
- **Fill in the boxes** at the top of this page with your name, centre number and candidate number.
- **Answer ALL questions.**
- Answer the questions in the spaces provided  
– *there may be more space than you need.*

### Information

- The total mark for this paper is 75.
- The marks for **each** question are shown in brackets  
– *use this as a guide as to how much time to spend on each question.*

### Advice

- Read each question carefully before you start to answer it.
- Try to answer every question.
- Check your answers if you have time at the end.
- Good luck with your examination.

Turn over ►

P66584A

©2021 Pearson Education Ltd.

1/1/1/1/1



P 6 6 5 8 4 A 0 1 2 0



Pearson

Answer ALL questions.

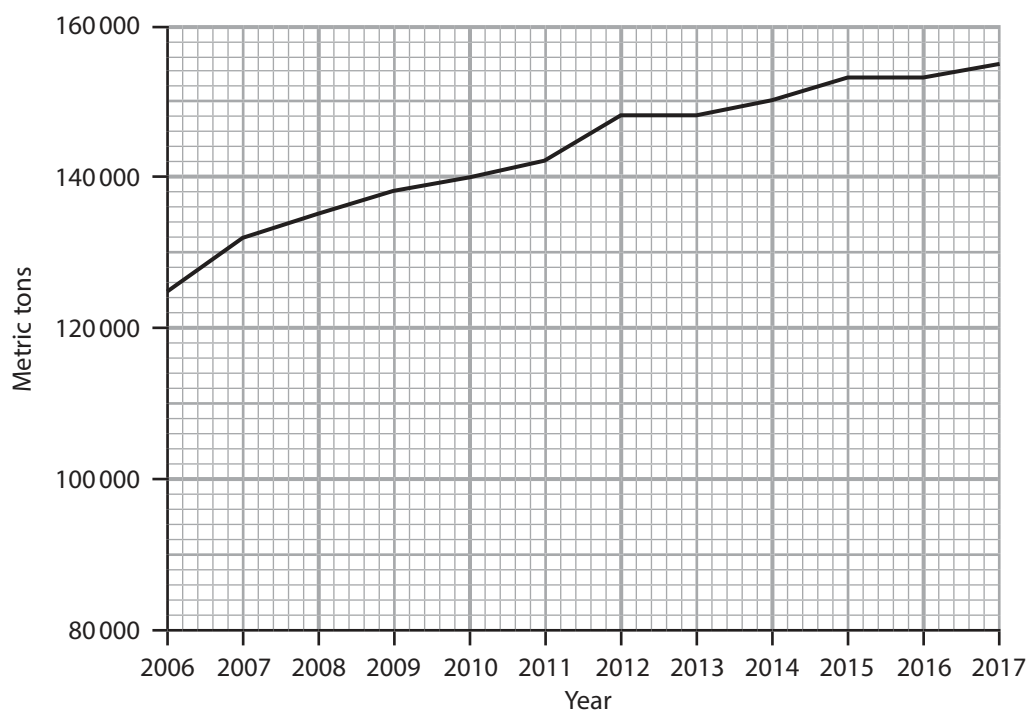
Some questions must be answered with a cross in a box ☒. If you change your mind about an answer, put a line through the box ☒ and then mark your new answer with a cross ☒.

**SECTION A: The Physical Environment**

Write your answers in the spaces provided.

You should aim to spend no more than 30 minutes on this section.

- 1 (a) Study Figure 1 which shows aquaculture production (farmed fish and shellfish) in Pakistan, 2006 to 2017.



Key

— Aquaculture production in Pakistan

**Aquaculture production in Pakistan 2006 to 2017**

**Figure 1**

DO NOT WRITE IN THIS AREA

DO NOT WRITE IN THIS AREA

DO NOT WRITE IN THIS AREA

DO NOT WRITE IN THIS AREA

DO NOT WRITE IN THIS AREA

DO NOT WRITE IN THIS AREA



(i) Identify the amount of aquaculture production, in metric tons, for 2010.

(1)

<input type="checkbox"/>	<b>A</b> 130 000
<input type="checkbox"/>	<b>B</b> 135 000
<input type="checkbox"/>	<b>C</b> 140 000
<input type="checkbox"/>	<b>D</b> 145 000

(ii) Calculate the difference in aquaculture production between 2006 and 2017.

(1)

..... metric tons

(b) State **two** characteristics of the desert climate areas of Pakistan.

(2)

1 .....

2 .....

(c) Explain **one** characteristic of the Indus deltaic coastline.

(3)

.....  
.....  
.....  
.....  
.....  
.....



(d) Study Figure 2 which shows damage caused by an earthquake in Pakistan.



**Earthquake Damage in Pakistan (2010)**

**Figure 2**

Suggest **two** secondary impacts of earthquakes.

(4)

1 .....

.....

.....

2 .....

.....

.....

.....

DO NOT WRITE IN THIS AREA

DO NOT WRITE IN THIS AREA

DO NOT WRITE IN THIS AREA

DO NOT WRITE IN THIS AREA

DO NOT WRITE IN THIS AREA

DO NOT WRITE IN THIS AREA



(e) Explain the environmental impacts resulting from the exploitation of **one** named natural resource in Pakistan.

Name of natural resource .....

(6)

.....

.....

.....

.....

.....

.....

.....

.....

.....

.....

.....

.....

.....

.....

.....

.....

.....

.....

.....

.....

DO NOT WRITE IN THIS AREA

DO NOT WRITE IN THIS AREA

DO NOT WRITE IN THIS AREA

DO NOT WRITE IN THIS AREA

DO NOT WRITE IN THIS AREA

DO NOT WRITE IN THIS AREA



(f) Assess the importance of physical processes in causing river flooding in Pakistan.

(8)

Area with horizontal dotted lines for writing the answer.

**(Total for Question 1 = 25 marks)**

**TOTAL FOR SECTION A = 25 MARKS**

DO NOT WRITE IN THIS AREA

DO NOT WRITE IN THIS AREA

DO NOT WRITE IN THIS AREA

DO NOT WRITE IN THIS AREA

DO NOT WRITE IN THIS AREA

DO NOT WRITE IN THIS AREA



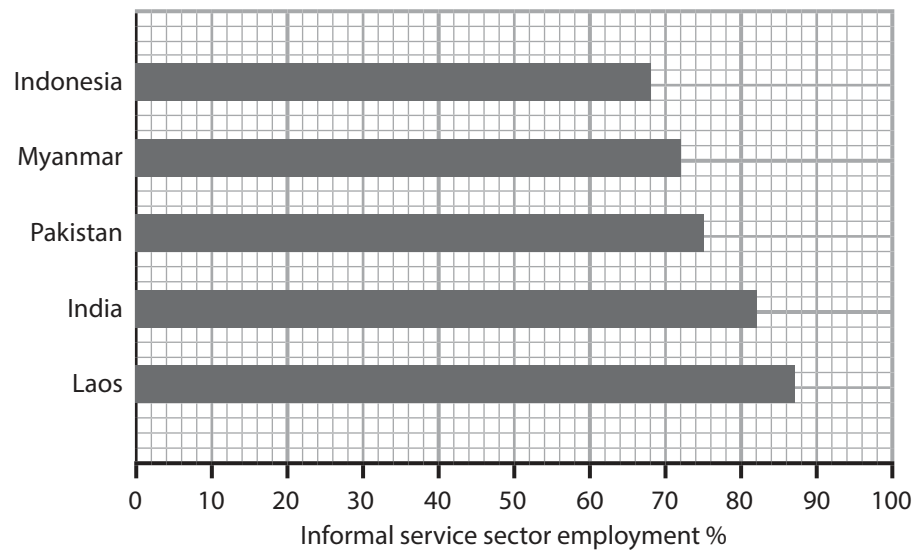
Some questions must be answered with a cross in a box ☒. If you change your mind about an answer, put a line through the box ☒ and then mark your new answer with a cross ☒.

**SECTION B: The Human Environment**

**Write your answers in the spaces provided.**

**You should aim to spend no more than 30 minutes on this section.**

- 2 (a) Study Figure 3 which shows employment in the informal service sector as a percentage (%) of total employment in selected Asian countries in 2019.



**Informal sector employment in selected Asian countries**

**Figure 3**

- (i) Identify the percentage employed in the informal service sector in Pakistan.

(1)

<input type="checkbox"/>	<b>A</b> 65%
<input type="checkbox"/>	<b>B</b> 75%
<input type="checkbox"/>	<b>C</b> 85%
<input type="checkbox"/>	<b>D</b> 95%

- (ii) Name **one** example of an informal service.

(1)



P 6 6 5 8 4 A 0 7 2 0

(b) State **two** factors that affect the distribution of manufacturing industries in Pakistan.

(2)

1 .....

2 .....

(c) Explain **one** reason why relying on imported energy affects the economic development of Pakistan.

(3)

.....  
.....  
.....  
.....  
.....  
.....

DO NOT WRITE IN THIS AREA

DO NOT WRITE IN THIS AREA

DO NOT WRITE IN THIS AREA

DO NOT WRITE IN THIS AREA

DO NOT WRITE IN THIS AREA

DO NOT WRITE IN THIS AREA





(d) Study Figure 4 which shows a type of irrigation used to increase agricultural production in Pakistan.



**Drip-feed Irrigation**

**Figure 4**

Suggest why plant breeding programmes and fertilisers are used to increase agricultural production.

(4)

1. Plant breeding programmes

.....

.....

.....

.....

2. Fertilisers

.....

.....

.....

.....



P 6 6 5 8 4 A 0 9 2 0

(e) Explain why gender inequality is affecting the economic development of Pakistan.

(6)

.....

.....

.....

.....

.....

.....

.....

.....

.....

.....

.....

.....

.....

.....

.....

.....

.....

.....

.....

.....

.....

.....

.....

DO NOT WRITE IN THIS AREA

DO NOT WRITE IN THIS AREA

DO NOT WRITE IN THIS AREA

DO NOT WRITE IN THIS AREA

DO NOT WRITE IN THIS AREA

DO NOT WRITE IN THIS AREA





Some questions must be answered with a cross . If you change your mind about an answer, put a line through the box  and then mark your new answer with a cross .

### SECTION C: Challenges for Pakistan

Write your answers in the spaces provided.

You should aim to spend no more than 30 minutes on this section.

- 3 (a) Study Figure 5 which shows some impacts of climate change on Pakistan.

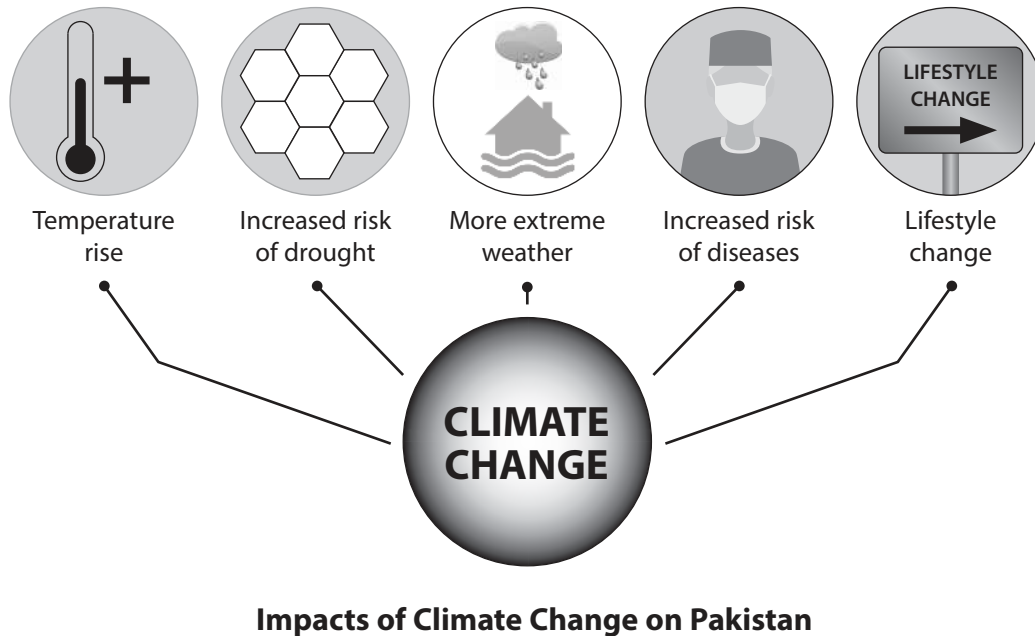


Figure 5

- (i) Identify **one** other impact of climate change on Pakistan.

(1)

<input type="checkbox"/>	<b>A</b> increasing glaciation
<input type="checkbox"/>	<b>B</b> decreasing the risk of flooding
<input type="checkbox"/>	<b>C</b> increasing strength of tropical cyclones
<input type="checkbox"/>	<b>D</b> decreasing sea levels



(ii) Name **one** cause of climate change.

(1)

(iii) Describe **one** way in which Pakistan's economy is affected by climate change.

(2)

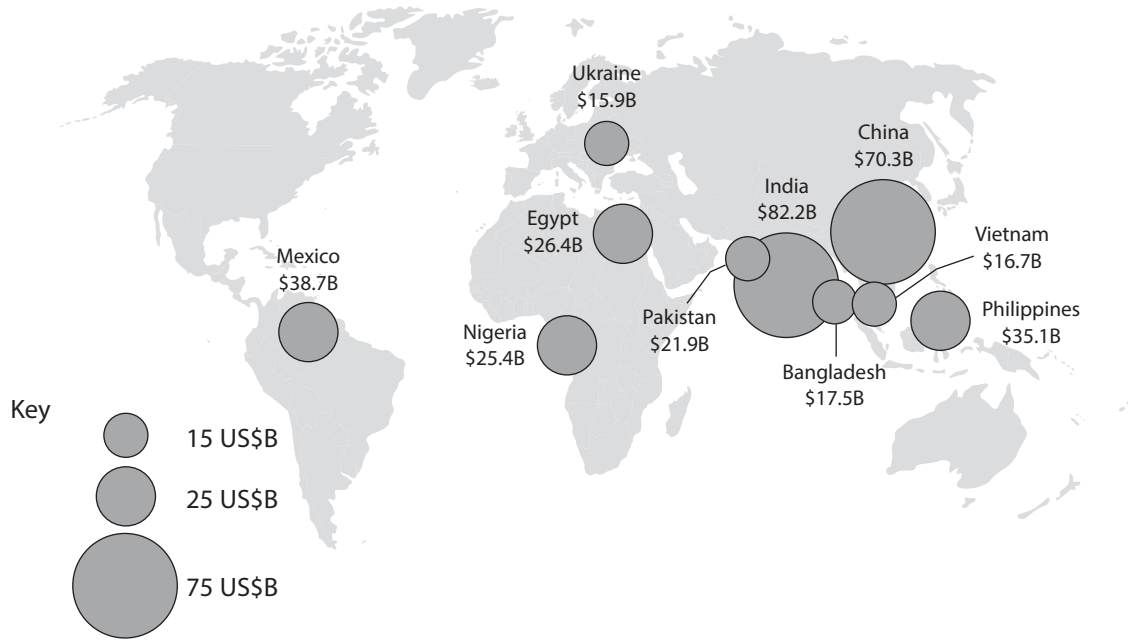
(b) Explain **one** human factor that affects population density in Pakistan.

(3)



P 6 6 5 8 4 A 0 1 3 2 0

(c) Study Figure 6 which shows remittances received by selected countries in 2019 in billions of United States dollars (US\$B).



Remittances Received by Selected Countries in 2019 (US\$B)

Figure 6

Suggest **two** benefits of remittances for Pakistan's rural population.

(4)

1 .....

2 .....

DO NOT WRITE IN THIS AREA

DO NOT WRITE IN THIS AREA

DO NOT WRITE IN THIS AREA

DO NOT WRITE IN THIS AREA

DO NOT WRITE IN THIS AREA

DO NOT WRITE IN THIS AREA





(e) Assess the implications for service provision of increasing life expectancy in Pakistan.

(8)

Area with horizontal dotted lines for writing the answer.

**(Total for Question 3 = 25 marks)**

**TOTAL FOR SECTION C = 25 MARKS**  
**TOTAL FOR PAPER = 75 MARKS**

DO NOT WRITE IN THIS AREA

DO NOT WRITE IN THIS AREA

DO NOT WRITE IN THIS AREA

DO NOT WRITE IN THIS AREA

DO NOT WRITE IN THIS AREA

DO NOT WRITE IN THIS AREA





DO NOT WRITE IN THIS AREA

DO NOT WRITE IN THIS AREA

DO NOT WRITE IN THIS AREA

DO NOT WRITE IN THIS AREA


DO NOT WRITE IN THIS AREA

DO NOT WRITE IN THIS AREA

**BLANK PAGE**



P 6 6 5 8 4 A 0 1 7 2 0



**BLANK PAGE**

DO NOT WRITE IN THIS AREA

DO NOT WRITE IN THIS AREA

DO NOT WRITE IN THIS AREA

DO NOT WRITE IN THIS AREA

DO NOT WRITE IN THIS AREA

DO NOT WRITE IN THIS AREA



DO NOT WRITE IN THIS AREA

DO NOT WRITE IN THIS AREA

DO NOT WRITE IN THIS AREA

DO NOT WRITE IN THIS AREA

DO NOT WRITE IN THIS AREA

DO NOT WRITE IN THIS AREA

**BLANK PAGE**



DO NOT WRITE IN THIS AREA

DO NOT WRITE IN THIS AREA

DO NOT WRITE IN THIS AREA

**BLANK PAGE**

Pearson Education Ltd. gratefully acknowledges all the following sources used in the preparation of this paper:

Figure 1 Source from: <http://nopr.niscair.res.in/bitstream/123456789/44233/1/IJMS%2047%284%29%20903-909.pdf>

Figure 2 © thomas koch/Shutterstock

Figure 3 Source from: <https://asia.nikkei.com/Economy/Asian-countries-seek-to-pull-millions-out-of-informal-economy>

Figure 4 © Abbas Mushtaq/Shutterstock

Figure 5 Source from: <https://www.sciencedirect.com/science/article/pii/S0959652618322613>

